

Activity Sheet 6: Travel and currency

Money around the world

Different countries use different money. This special kind of money is called **currency**.

So, if you go on a holiday to another country, you'll need to swap your money for theirs. This is called **exchanging** money. An **exchange rate** tells you how much one country's money is worth in another country.

It's like a price tag for swapping money!

But here's the trick:

You don't always get the same amount back!

For example, \$1 in Australia might give you 100 yen in Japan.

The exchange rate tells you how much of another country's money you get when you swap your money.







If 1 Robux = 10 cent, how many Robux can you get for \$1? Answer: 10 Robux

That's your exchange rate!



What's the currency?

Draw a line to match the **country** with its **currency**:

Country	Currency
Australia	Yen (¥) 
Japan	US Dollar (\$) 
USA	Yuan (¥) 
France	Rupee (NPR) 
Nepal	Australian Dollar (\$AUD) 
China	Euro (€) 



Activity Sheet 6: Travel and currency

Where would you go and what would you buy?

Imagine you're going on a holiday to another country!

You have \$100 (or the local currency equivalent). What would you like to spend it on?

Pick a country and fill it in:

I would like to travel to: _____

Their currency is called: _____

\$100 Australian Dollars is currently worth _____ (that currency)
in _____ (that country).



I would spend my money on:

_____ (something fun)

_____ (something to eat)

_____ (a souvenir or gift)

_____ (a way to get around)



Ask a grown-up!

It's great to be curious! Do you have questions? They might be:

"Have you ever exchanged money in another country? What was the exchange rate like?"

"How would you find out how much the currency is worth in another country?"

Ask someone at the bank or at home and write down what you find out!

Or think of your own question.



Write the answer here

Children's University members will receive **1 hour in their Passport to Learning** for completing this activity. Show your finished activity at any Bank of us store or your CU Coordinator.